



MT-800P

Vertical Machining Center with Auto Pallet Changer



- One-piece oil water separation structure design
- Rapid travel 36m/min (opt. 48m/min)
- A shape wide column structure design
- Automatic pallet changer mechanism
- Built-in twin screw type chip conveyors
- Direct-driven spindle with standard 10,000rpm (opt. 15,000rpm)



Specification:

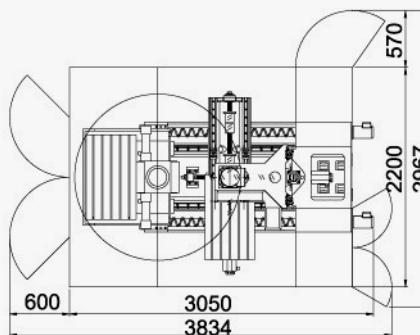
Model	Unit	MT-800P
TRAVEL		
X-axis Travel	mm	850
Y-axis Travel	mm	500
Z-axis Travel	mm	550
Distance From Spindle Nose To Table Surface	mm	150-700
Distance From Spindle Center To Z Telescopic cover	mm	650
SPINDLE		
Spindle Speed	rpm	Direct Driven 10000 (O.P 15000)
Spindle Motor	kw	7.5/11(★11/15)
Spindle Nose	BT	BT40
TABLE		
Table Dimension	mm	850×500
APC Change Time	sec	7 (180° Z-axis rotary)
T-slot Size	mm	18×5×100
Table Load Capacity	kgs	350
RAPID TRAVERSE		
Rapid Travel (X/Y/Z)	m/min	36/36/36(★48/48/48)
Cutting Speed Rate	m/min	1~10
Feed Motor (X/Y/Z)	kw	1.8/1.8/1.8
MAGAZINE		
Tool Change Type		Arm Type
Tool Capacity	set	24
Max. Tool Weight	kgs	15
Max. Tool Length (Without Adjacent Tools)	mm	200
Max. Tool Diameter	mm	80/150
Tool Change Time (T-T)	sec	1.5
Tool Change Time (C-C)	sec	4.5
OTHERS		
Compress Air Supply	kgs/cm ²	6
Machine Size (L x W x H)	mm	2000×3500×2500
Net Weight	kgs	5700
Gross Weight	kgs	6300

© The Above Specifications are Subject To Change Without Notice.

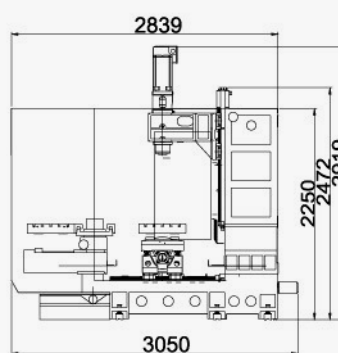
Standard Accessories:

- Direct Driven 10000 rpm
- Arm Type 24 Tool
- MAS BT-40
- MAS BT-40/P40-1
- Spindle Oil Cooler
- Air Blast Through Spindle
- MPG Handwheel
- Full Enclosure
- Work Light
- Alarm Lamp
- Leveling Bolts And Pads
- Tool Box
- Heat Exchange Cabinet
- One Year Warranty For Machine

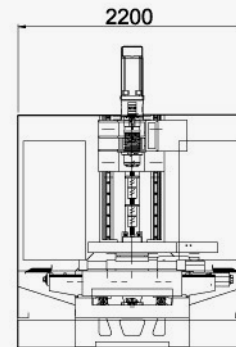
External Dimension:



Top View

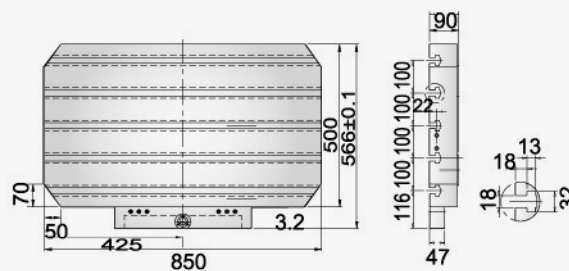


Side View



Front View

Table Size & T-Slot:



Optional Accessories:

- Direct Driven 12000 rpm
- Direct Driven 15000 rpm
- Arm Type 32 Tool
- CAT-40
- Coolant Through Spindle
- Chip Conveyor
- Side Flush Coolant
- Tool Length Measurement System
- Air Blast
- Linear Scales(X axis)
- Linear Scales(Y axis)
- Linear Scales(Z axis)
- 4th Axis (CNC control table)
- 5th Axis (4th axis and rotary axis)

L&W MACHINE TOOLS, INC.

Factory: No. 53, Ho Tso St., Feng Yuan, Taichung Hsien, Taiwan
Export Office: 9F-8, No.62, Ta Ya Road, Taichung, Taiwan

Tel : +886-4-2201-4701 Fax: +886-4-2203-6013, 2207-0371
<http://www.lw-machinetools.com> • E-mail: lwmachin@ms31.hinet.net