

BED TYPE CNC DEEP HOLE DRILLING MACHINE



床台型數控深孔鑽孔機

XT-500-CNC
XT-1000-CNC

**Microdrilling-The Best
Machine-Bed Type of
CNC Gundrilling Machine**



Optional Accessories



■ Coolant cooler
切削油冷凍機



■ Powerful breather bag type filter
強迫式濾袋式過濾機



■ Round workpiece clamping and rotation attachment
圓形工件夾持及旋轉附件



■ Transformer
變壓器



■ Paper filter
紙帶過濾機



■ Gundrill grinder
槍鑽研磨機



■ Oil centrifugal separator continuous type
切削油脫油機-連續運轉型

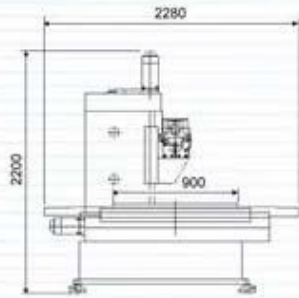
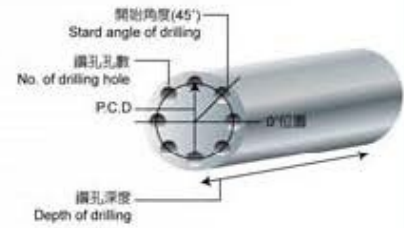
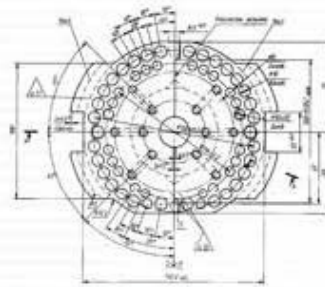
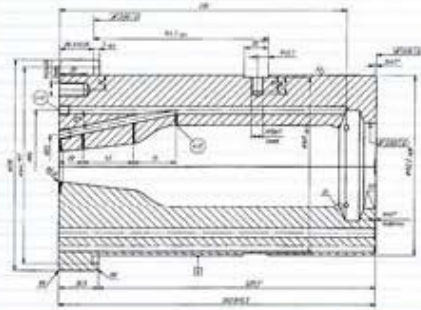
Features

- The following brands of controllers can be chosen for bed type deep hole drilling machines: Fanuc, Mitsubishi or Syntec CNC controls.
- The worktable and machine base of the machine are designed to come with bed type installation. Its worktable can bear three times the weight that can be born by worktable of knee type of machine, ensuring its positioning accuracy during its movement or its drilling process when the machine is in full operation or mass production. It is suitable for drilling small plastic molds, glass injection molds, heat exchangers, water cooling holes, workpieces with off-center holes and PCD deep hole drilling.
- Automatic lubrication pump is provided as standard accessory to ensure all the bearing surfaces and screws are well lubricated.
- To ensure accuracy in drilling, X,Y and Z axes are equipped with precision ball screws.

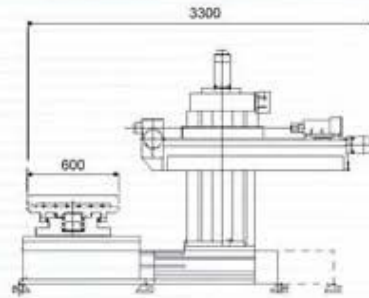
- 床台型深孔鑽孔機可選擇裝置FANUC, MITSUBISHI 或 SYNTEC CNC控制器。
- 工作台及機器底座採用床台型 (BED TYPE) 設計, 工作台載重為膝型機種 (KNEE TYPE) 的3倍以上, 確保工作台移動或在加工時的定位精度, 適合中小型塑膠模具, 玻璃瓶射出模具, 熱交換器等冷卻水孔, 四方形或圓形工件偏心孔, PCD的深孔鑽孔加工。
- 自動潤滑系統提供所有滑道之自動潤滑, 增長機器使用壽命及精度保持, 自動注油裝置缺油時, 控制器會發出警報並停機。
- X,Y,Z軸裝置精密滾珠螺桿, 確保定位準確。

Application for Injection Mold Water Coolant Holes Deep Hole Drilling






Front View



Side View



Top View

| Specification 規格 | | Model No. 機型 | XT-600-CNC | XT-1000-CNC |
|------------------------------|--|--------------|------------------------------|------------------------------|
| Drill capacity 鑽孔能力 | Hole dia 孔徑 | | Ø3~Ø25 mm | Ø3~Ø25 mm |
| | Max. depth (Z) 最大深度 | | 600 mm | 1000 mm |
| Power 馬達能力 | Spindle motor 主軸馬達 | | 7.5 kW | 7.5 kW |
| | Worktable horizontal (X) 工作台左右 | | 2.9 kW | 2.9 kW |
| | Worktable Vertical (Y) 工作台上下 | | 2.9 kW | 2.9 kW |
| | Drill spindle feed (Z) 進給軸 | | 2.9 kW | 2.9 kW |
| | Coolant pump motor 高低壓油泵 | | 7.5 HP+5 HP | 7.5 HP+5 HP |
| Speed 轉速 | Max. spindle speed 最大主軸轉速 | | 6000 rpm | 6000 rpm |
| | Drill speed 鑽孔速度 | | 10~150 mm/min | 10~150 mm/min |
| | Rapid 快速移動 | | 5000 mm/min | 5000 mm/min |
| Ball screw for feeds 進給軸滾珠螺桿 | Spindle infeed(Z) 進給軸 | | Ø40 x P10 x C3 | Ø40 x P10 x C3 |
| | Max. loading capacity 最大載重量 | | 1,000 kgs | 1,000 kgs |
| Worktable 工作台 | Table size 工作台尺寸 | | 600 x 900 mm | 600 x 900 mm |
| | Stroke of worktable horizontal 工作台左右移動行程 | | 600 mm | 600 mm |
| | Stroke of worktable vertical (Y) 工作台上下移動行程 | | 280 mm | 280 mm |
| Coolant pump 油泵 | Pump output 油泵流量 | | Max. 40 Liters/Min | Max. 40 Liters/Min |
| | Max. pressure 最大壓力輸出 | | Max. 110 kgs/cm ² | Max. 110 kgs/cm ² |
| | Coolant tank 切削油箱容量 | | 800 Liter | 800 Liter |
| Controller 控制器 | Type 型號 | | Fanuc / Mitsubishi / Syntec | Fanuc / Mitsubishi / Syntec |
| | Controlled axes 控制軸數 | | X,Y,Z & Spindle | X,Y,Z & Spindle |
| | Mix. setting unit 最小設定單位 | | 0.001 mm | 0.001 mm |
| | Interface 介面 | | RS232 | RS232 |
| Floor space 佔地面積 | | | 3900 x 4200 mm | 3900 x 4200 mm |
| Net weight 淨重 | | | 5000 kgs | 6000 kgs |

Mecatrom

Mecatrom Machinery Co., LTD.

NO.26-4,SANXIAN RD.,HOULI DIST., TAICHUNG CITY 42157, TAIWAN(R.O.C)

TEL:886-4-25589381 FAX:886-4-25589383

E-mail:info@mecatron.com.tw

Http://www.mecatrom.com.tw